

Phonics Screening Check

Phonics Screening Check will take place during the week beginning of the 6th of June 2022.

What is the phonics screening check?

- A word-reading check at the end of Year 1 for ALL year one children and children in Year 2 who didn't meet the benchmark score.
- Shows how the children are progressing with their phonics skills for reading.
- Supports us to identify whether children need additional support with reading at this stage of reading.

What is in the Phonics Screening Check?

- ▶ Children read 40 words
- ▶ 2 sections to the check, reading 'real' and 'nonsense' words
- ▶ The checks takes about 5-10 minutes
- ▶ Familiar member of staff will administer the screening
- ▶ Staff make it as 'low key' as possible – children will not be informed its a "test"


Why do we teach phonics?

- ▶ Phonics helps children to develop good reading and spelling skills.
e.g. cat can be sounded out for reading and spelling.
- ▶ We use 'Read Write Inc' as our teaching resource to support the children with their reading, writing and spelling.



How we teach phonics

Picture Phrases



ay

Complex Speed Sounds

Consonant sounds

f	l	m	n	r	s	v	z	sh	th	ng
ff	ll	mm	nn	rr	ss	ve	zz	ti		nk
ph	le	mb	kn	wr	se		s	ci		
					c		se			
					ce					

b	c	d	g	h	j	p	qu	t	w	x	y	ch
bb	k	dd	gg		g	pp		tt	wh			tch
	ck				ge							
	ch				dge							

Vowel sounds

a	e	i	o	u	ay	ee	igh	ow
	ea				ā-e	y	i-e	ō-e
					ai	ea	ie	oa
						e	i	o
							y	

oo	oo	ar	or	air	ir	ou	oy	ire	ear	ure
ū-e			oor	are	ur	ow	oi			
ue			ore		er					
ew			aw							
			au							

Special Friends, Fred talk, read the word


play

play

Nonsense words

Section 1

vol



teg



jat




ind




Section 1

frem




cloin



bulm



harnd



What can you do to help?

- ▶ 1. Use 'Special Friends', 'Fred Talk', 'read the word' to read words
- ▶ 2. Practise reading sounds speedily - 'review, review, review'
- ▶ 3. Listen to your child read their reading book every day

Online resources

- ▶ <https://home.oxfordowl.co.uk/at-school/primary-school-assessment-tests/year-1-phonics-screening-check/>
- ▶ https://assets.publishing.service.gov.uk/government/uploads/system/uploads/attachment_data/file/194057/phonics_check_leaflet_2013_.pdf
- ▶ Ruth Miskin Parents' Page:
<http://www.ruthmiskin.com/en/parents/>

Read Write Inc. Phonics - Learning to read at home

Parents films

The films below show parents and carers how we teach children to read and write with *Read Write Inc. Phonics*. If your child is in a school that teaches *Read Write Inc.* or if you have bought a parent pack, the films will help you and your child practise together at home.

If you have a question for us, please get in touch via our [Facebook](#) or [Twitter](#) pages and subscribe to our [YouTube](#) channel.



Home reading guidance documents



Online games to support phonics

- ▶ <https://www.phonicsplay.co.uk/resources/phase/2/buried-treasure>
- ▶ <https://www.phonicsplay.co.uk/resources/phase/2/pick-a-picture>
- ▶ <https://www.phonicsplay.co.uk/resources/phase/2/picnic-on-pluto>
- ▶ <https://www.ictgames.com/mobilePage/helpAHedgehog/index.html>
- ▶ <https://www.ictgames.com/mobilePage/soundSayer/>

Packs for home

A Guide for Parents... Year One Phonics Screening Check

What is Phonics?

Children begin to learn phonics (sounds) in Early Years both Nursery and Reception. Once children begin learning sounds, these sounds are used orally to identify and make words. They will then begin to learn the letters which make each of the sounds and these are used to read and spell words.

For this reason, the first initial sounds that are taught are 's', 'a', 't', 'p', 'y', 'n'. These can immediately be blended for reading to make simple CVC words (consonant, vowel, consonant) e.g. sat, pin. Children then develop segmenting for writing skills, breaking the word into sounds to spell it out.

What is the Phonics Screening Check?

Children in Year 1 throughout the country will all be taking part in a phonics screening check during the same week in June. Children in Year 2 will also take the check if they did not achieve the required result when in Year 1 or they have not taken the test before.

Headteachers should decide whether it is appropriate for each of their pupils to take the phonics screening check. The phonics screening check is designed to confirm whether individual children have learnt phonics decoding and blending skills to an appropriate standard.

What Happens During the Screening?

The test contains 40 words. Each child will sit one-to-one and read each word aloud to a teacher. The test will take approximately 10 minutes per child, although all children are different and will complete the check at their own pace. The list of words the children read is a combination of 20 real words and 20 pseudo words (nonsense words).

Pseudo Words (Nonsense Words)

The pseudo words will be shown to your child with a picture of an alien. This provides the children with a context for the pseudo word which is independent from any existing vocabulary they may have. Pseudo words are included because they will be new to all pupils; they do not favour children with a good vocabulary knowledge or visual memory of words.

Reporting to Parents

By the end of the summer term all schools must report each child's results to their parents. They will also confirm if the child has met the standard threshold. Children who do not achieve the expected level will retake the test when they are in Year 2.



How Are the Results Used?

Results from the check will be used by schools to analyse their own performance and for Ofsted to use in inspections.

“ Read as much as possible to and with your child. ”

How Can I Help My Child at Home?

- Play lots of sound and listening games with your child.
- Read as much as possible to and with your child.
- Encourage and praise – get them to have a 'good guess'.
- If your child is struggling to decode a word, help them by encouraging them to say each sound in the word from left to right.
- Blend the sounds by pointing to each one, e.g. /c/ in cat, /p/ in pat, /ng/ in sing, /lee/ in been.
- Discuss the meaning of words if your child does not know what they have read.



snemp 

blurst 

sorp 

stroft 



Complex Speed Sounds

Consonant sounds									
f	l	m	n	r	s	v	z	sh	th
ph	le	mb	kn	rr	ss	ve	zz	ti	ng
				wr	se		se	ci	nk

b	c	d	g	h	j	qu	t	w	x	y	ch
bb	ck	dd	gg		jj	qu	tt	wh			tch
	ch				ge	dge					

Vowel sounds									
a	e	i	o	u	ay	ee	igh	ow	
	ea				a-e	y	i-e	o-e	
					ai	ea	le	oa	
						e	i	o	

oo	oe	ar	or	air	ir	ou	oy	ire	ear	ure
ue			oor	are	ur	ow	oi			
ew			ore	au	er					

Desktop Speed Sounds Chart									
Speed Sounds Set 1									
m	a	s	d	t					
i	n	p	g	o					
c	k	u	b	f					
e	l	h	sh	r					
j	v	y	w	th					
z	ch	qu	x	ng					

Speed Sounds Set 2

ay	ee	igh	ow	oo
may I play?	what can you see?	fly high	blow the snow	go on the sea
oo	ar	or	air	ir
look at a book	start the car	shut the door	that's not fair	short and tall
			ou	oy
			shoot it out	toy for a boy

Speed Sounds Set 3

ea	oi			
cup of tea	spoke the boy			
a-e	i-e	o-e	u-e	aw
make a cake	nick snail	phone home	hugle bugle	grain at dawn
are	ur	er	ow	ai
care and share	nurse with a purse	a better letter	brown cow	stall in the rain
oa	ew	ire	ear	ure
goat in a boat	show the view	fire, fire!	bear with your ear	sure it's pure

Weekly words

Phonics Screening Practice List

Real Words	
chain	mixer
drift	slide
pound	queue
jazz	newt
fuzzy	clown
crept	thump
fuel	knock
stroke	author
feeling	haystack
shortest	cabbage

Phonics Screening Practice List

Nonsense Alien Words	
yoop	lazz
olf	quipe
smeck	chirt
jimp	scroy
blies	faum
blate	spreet
dox	melp
glisp	shound
cripe	thoft
jigh	frue



Questions

