



# Year 6 SATs 2025 Presentation for Parents & Carers

# What are the SATs?

- SATs are the Standardised Assessment Tests that are given to children at the end of Key Stage 2.
- The SATs take place over four days, starting on **Monday 12<sup>th</sup> May** ending on **Thursday 15<sup>th</sup> May**.
- The SATs papers consist of:
  - Spelling, punctuation and grammar (paper 1: Grammar/ Punctuation/ Spelling) – Monday 12<sup>th</sup> May
  - Spelling, punctuation and grammar (paper 2: Spelling test) – Monday 12<sup>th</sup> May
  - Reading – Tuesday 13<sup>th</sup> May
  - Maths (paper 1: Arithmetic) – Wednesday 14<sup>th</sup> May
  - Maths (paper 2: Reasoning) – Wednesday 14<sup>th</sup> May
  - Maths (paper 3: Reasoning) – Thursday 15<sup>th</sup> May
- Writing is assessed using evidence collected throughout Year 6. There is no Year 6 SATs writing test.



## When and how the SATs are completed

- The tests take place during normal school hours, under exam conditions.
- Children are not allowed to talk to each other from the moment the assessments are handed out until they are collected at the end of the test.
- After the tests are completed, the papers are sent away to be marked **externally**.
- The results are then sent to the school in July.
- Each test lasts no longer than 60 minutes:
  - Spelling, punctuation and grammar (paper 1: Grammar/ Punctuation) – 45 minutes
  - Spelling, punctuation and grammar (paper 2: Spelling) – 15 minutes
  - Reading – 60 minutes
  - Maths (paper 1: Arithmetic) – 30 minutes
  - Maths (paper 2: Reasoning) – 40 minutes
  - Maths (paper 3: Reasoning) – 40 minutes



## The results

Tests are marked externally. Once marked, the tests will be given the following scores:

- A raw score (total number of marks achieved for each paper);
- A scaled score (see below);
- A judgement on if the National Standard has been met.

Scaled scores range from 80 to 120.

A scaled score of 100 or more shows your child is meeting the National Standard

A scaled score of 110 or more shows your child is working at greater depth.



# Spelling, Punctuation and Grammar: Monday 12<sup>th</sup> May

Spelling, Punctuation and Grammar consists of two papers.

- Paper 1 focuses on all three elements (spelling, punctuation and grammar). The paper lasts for **45 minutes**.
- Paper 2 consists of a spelling test only. It should take approximately **15 minutes**.



# Spelling, Punctuation and Grammar: Paper 1

The children will have been working hard with their class teacher on developing and securing their knowledge of the technical vocabulary needed in this test.

This test focuses on:

- Grammatical terms/ word classes;
- Functions of sentences;
- Combining words, phrases and clauses;
- Verb forms, tenses and consistency;
- Punctuation;
- Vocabulary;
- Standard English and formality.

This test requires a range of answer types but does not require longer formal answers.



# Spelling, Punctuation and Grammar: Paper 1

## Example questions:

1

Tick the sentence that must end with a **question mark**.

Tick **one**.

The teacher asked them what they were doing

I wonder what time the next train arrives

Did she play tennis on your team last year

He asked if he could use my pen

1 mark

8

Insert a **relative pronoun** to complete the sentence below.

e.g. **that, which**

Everyone loved the music \_\_\_\_\_ was played last night.

1 mark

34

Explain how the **comma** changes the meaning of the second sentence.

1. I asked if Jake Thomas and Lily were coming to the barbecue.
2. I asked if Jake, Thomas and Lily were coming to the barbecue.

e.g. The first sentence is about two people and the second sentence is about three people.

1 mark



# Spelling, Punctuation and Grammar: Paper 2

Paper 2 is a shorter paper that focuses solely on spellings.

Example questions:

## Spelling task

1. The dragon is an imaginary \_\_\_\_\_.
2. There was \_\_\_\_\_ food for everyone.
3. My little brother is in \_\_\_\_\_ class.





## Reading: Tuesday 13<sup>th</sup> May

There is one reading test that lasts for **60 minutes**.

The test is designed to measure if the children's comprehension of age-appropriate reading material meets the national standard. There are three different set texts for children to read. These could be any combination of **non-fiction, fiction and/ or poetry**.

The test covers the following areas (known as Content Domains):

- Give/ explain the meaning of words in context;
- Retrieve and record information/ identify key details from fiction and non-fiction;
- Summarise main ideas from more than one paragraph;
- Make inferences from the text/ explain and justify inferences with evidence from the text;
- Predict what might happen from details stated and implied;
- Identify/ explain how information/ narrative content is related and contributes to meaning as a whole;
- Identify/ explain how meaning is enhanced through choice of words and phrases;
- Make comparisons within the text.



# Reading

The reading SATs paper requires a range of answer styles.

Example questions:

Questions 1–13 are about *The Park* (pages 4–5)

1 What is Ajay doing when the post arrives?

1 mark

Ajay was just about to tuck into his tea and toast dripping in sour rhubarb jam when there was a loud clatter from the letterbox as an important-looking brown envelope landed on the mat. 'Bit early for the post isn't it?' Mum said. 'Ooh, it says Special Delivery.' Mum opened it, and unfolded the letter.

Qu.	Requirement	Mark
1	<p>What is Ajay doing when the post arrives?</p> <p><b>Content domain:</b> 2b – retrieve and record information / identify key details from fiction and non-fiction</p> <p><b>Award 1 mark</b> for reference to him eating (his breakfast), e.g.</p> <ul style="list-style-type: none"><li>• <i>just about to tuck into his tea and toast</i></li><li>• <i>having his breakfast</i></li><li>• <i>drinking tea.</i></li></ul>	1m

# Reading

## Example questions:

### Based on text 2: Fact Sheet: About Bumblebees

19 In what way is *buzz pollination* more useful than other forms of pollination?

---

---

1 mark



#### Buzz pollination

Only bumblebees are capable of buzz pollination. This is when the bee grabs the flower and produces a high-pitched buzz. This releases pollen that would otherwise stay trapped inside. Key ingredients in our diet such as tomatoes are pollinated in this way. Many other common foods such as beans and peas would also be harder to produce and much more expensive without British bumblebees.

Qu.	Requirement	Mark
19	<p>In what way is <i>buzz pollination</i> more useful than other forms of pollination?</p> <p><b>Content domain:</b> 2b – retrieve and record information / identify key details from fiction and non-fiction</p> <p><b>Award 1 mark</b> for reference to either of the following:</p> <ol style="list-style-type: none"><li>it releases pollen that would otherwise stay inside the flower, e.g.<ul style="list-style-type: none"><li><i>because it releases trapped pollen that they wouldn't have been able to get out</i></li><li><i>it makes a buzz that gets more pollen than other bees do</i></li><li><i>it helps release more pollen.</i></li></ul></li><li>key produce is more expensive / harder to get without it, e.g.<ul style="list-style-type: none"><li><i>it makes some vegetables we eat easier to produce and sell a lot cheaper</i></li><li><i>it means we can buy more common foods cheaper</i></li><li><i>it would be harder to grow beans.</i></li></ul></li></ol>	1m

# Reading

## Example questions:

### Based on text 3: Music Box

**32** What impressions do you get of Piper's house?

Give **two** impressions, using evidence from the text to support your answer.

Impression	Evidence

3 marks

Qu.	Requirement	Mark																
32	<p>What impressions do you get of Piper's house?</p> <p>Give <b>two</b> impressions, using evidence from the text to support your answer.</p> <p><b>Content domain:</b> 2d – make inferences from the text / explain and justify inferences with evidence from the text</p> <table border="1"> <thead> <tr> <th>Acceptable points (impressions)</th> <th>Likely evidence</th> </tr> </thead> <tbody> <tr> <td>1. it is rickety / old</td> <td> <ul style="list-style-type: none"> <li>there are widening cracks in the planks in the ceiling</li> </ul> </td> </tr> <tr> <td>2. it is small / tiny</td> <td> <ul style="list-style-type: none"> <li>she wishes she had a bigger work space</li> <li>she has to eat at the same table that she works at</li> </ul> </td> </tr> <tr> <td>3. it is warm / cosy</td> <td> <ul style="list-style-type: none"> <li>there is a fire / stove</li> <li><i>comfortable nest</i></li> </ul> </td> </tr> <tr> <td>4. it is untidy / cluttered</td> <td> <ul style="list-style-type: none"> <li><i>Piston rings, bolts, and cylinders littered its surface</i></li> </ul> </td> </tr> <tr> <td>5. it is old fashioned</td> <td> <ul style="list-style-type: none"> <li>no electricity / kerosene lamps / cast-iron stove</li> </ul> </td> </tr> <tr> <td>6. it is isolated</td> <td> <ul style="list-style-type: none"> <li>it is situated among fields</li> <li><i>to go outside and watch the fields</i></li> </ul> </td> </tr> <tr> <td>7. it is safe</td> <td> <ul style="list-style-type: none"> <li>the storm coming outside is dangerous</li> </ul> </td> </tr> </tbody> </table> <p><b>Award 3 marks</b> for <b>two</b> acceptable points, at least <b>one</b> with evidence.</p> <p><b>Award 2 marks</b> for either <b>two</b> acceptable points, or <b>one</b> acceptable point with evidence.</p> <p><b>Award 1 mark</b> for <b>one</b> acceptable point.</p>	Acceptable points (impressions)	Likely evidence	1. it is rickety / old	<ul style="list-style-type: none"> <li>there are widening cracks in the planks in the ceiling</li> </ul>	2. it is small / tiny	<ul style="list-style-type: none"> <li>she wishes she had a bigger work space</li> <li>she has to eat at the same table that she works at</li> </ul>	3. it is warm / cosy	<ul style="list-style-type: none"> <li>there is a fire / stove</li> <li><i>comfortable nest</i></li> </ul>	4. it is untidy / cluttered	<ul style="list-style-type: none"> <li><i>Piston rings, bolts, and cylinders littered its surface</i></li> </ul>	5. it is old fashioned	<ul style="list-style-type: none"> <li>no electricity / kerosene lamps / cast-iron stove</li> </ul>	6. it is isolated	<ul style="list-style-type: none"> <li>it is situated among fields</li> <li><i>to go outside and watch the fields</i></li> </ul>	7. it is safe	<ul style="list-style-type: none"> <li>the storm coming outside is dangerous</li> </ul>	Up to 3m
Acceptable points (impressions)	Likely evidence																	
1. it is rickety / old	<ul style="list-style-type: none"> <li>there are widening cracks in the planks in the ceiling</li> </ul>																	
2. it is small / tiny	<ul style="list-style-type: none"> <li>she wishes she had a bigger work space</li> <li>she has to eat at the same table that she works at</li> </ul>																	
3. it is warm / cosy	<ul style="list-style-type: none"> <li>there is a fire / stove</li> <li><i>comfortable nest</i></li> </ul>																	
4. it is untidy / cluttered	<ul style="list-style-type: none"> <li><i>Piston rings, bolts, and cylinders littered its surface</i></li> </ul>																	
5. it is old fashioned	<ul style="list-style-type: none"> <li>no electricity / kerosene lamps / cast-iron stove</li> </ul>																	
6. it is isolated	<ul style="list-style-type: none"> <li>it is situated among fields</li> <li><i>to go outside and watch the fields</i></li> </ul>																	
7. it is safe	<ul style="list-style-type: none"> <li>the storm coming outside is dangerous</li> </ul>																	

## Maths: Wednesday 14<sup>th</sup> May and Thursday 15<sup>th</sup> May

The maths assessments consist of three tests.

- Paper 1: Arithmetic (30 minutes) – Wednesday 14<sup>th</sup> May
- Paper 2: Reasoning (40 minutes) – Wednesday 14<sup>th</sup> May
- Paper 3: Reasoning (40 minutes) – Thursday 15<sup>th</sup> May



# Maths Paper 1 (Arithmetic)

The maths arithmetic paper has a total of **40 marks**.

The test covers the four operations (addition, subtraction, multiplication, division, including order of operations requiring BODMAS), percentages of amounts and calculating with decimals and fractions.

Example question:

<b>23</b>	$\begin{array}{r} 836 \\ \times 27 \\ \hline \end{array}$	<div style="border: 1px solid black; width: 80px; height: 40px; margin: 0 auto;"></div> 2 marks
Show your method		

Qu.	Requirement	Mark	Additional guidance
23	<p>Award <b>TWO</b> marks for the correct answer of 22,572</p> <p>If the answer is incorrect, award <b>ONE</b> mark for a formal method of long multiplication with no more than <b>ONE</b> arithmetic error, e.g.</p> <ul style="list-style-type: none"><li><math display="block">\begin{array}{r} 836 \\ \times 27 \\ \hline 5852 \\ 16720 \\ \hline 22602 \text{ (error)} \end{array}</math></li><li><b>OR</b></li><li><math display="block">\begin{array}{r} 836 \\ \times 27 \\ \hline 5612 \text{ (error)} \\ 16720 \\ \hline 22332 \end{array}</math></li></ul>	Up to 2m	<p>Working must be carried through to reach a final answer for the award of <b>ONE</b> mark.</p> <p><b>Do not</b> award any marks if the error is in the place value, e.g. the omission of the zero when multiplying by tens:</p> $\begin{array}{r} 836 \\ \times 27 \\ \hline 5852 \\ 1672 \text{ (place value error)} \\ \hline 7524 \end{array}$

# Maths Paper 1 (Arithmetic)

Example questions:

**6**  $5.87 + 3.123 =$

$$\begin{array}{r} 5.87 \\ + 3.123 \\ \hline 8.993 \end{array}$$

1 mark

**11**  =  $87 - 65$

$$\begin{array}{r} 87 \\ - 65 \\ \hline 22 \end{array}$$

1 mark

**15**  $60 \div (30 - 24) =$

$$\begin{array}{l} 60 \div (30 - 24) \\ 60 \div 6 = 10 \end{array}$$

1 mark

**18** 20% of 3,000 =

$$\begin{array}{l} 10\% \text{ of } 3,000 = 300 \\ 20\% \text{ of } 3,000 = 600 \end{array}$$

1 mark



# Maths Paper 1 (Arithmetic)

## Example questions:

<b>22</b>	$1\frac{3}{7} - \frac{4}{7} =$	<input type="text"/> 1 mark
	$\frac{10}{7} - \frac{4}{7} = \frac{6}{7}$	
	<div style="border: 1px solid black; padding: 2px; display: inline-block;"> <math>\frac{6}{7}</math> </div>	<input type="text"/> 1 mark

<b>25</b>	$3 \overline{) 8888}$	<input type="text"/> 2 marks
Show your method		
	<div style="border: 1px solid black; width: 100px; height: 30px; margin-left: auto;"></div>	<input type="text"/> 2 marks

Qu.	Requirement	Mark	Additional guidance
25	Award <b>TWO</b> marks for the correct answer of 24  If the answer is incorrect, award <b>ONE</b> mark for the formal methods of division with no more than <b>ONE</b> arithmetic error, i.e. <ul style="list-style-type: none"> <li>long division algorithm, e.g.               <math display="block">\begin{array}{r} 23 \text{ r}29 \\ 37 \overline{) 888} \\ - 740 \\ \hline 140 \text{ (error)} \\ - 111 \\ \hline 29 \end{array}</math> </li> </ul> <p style="text-align: center;"><b>OR</b></p> <ul style="list-style-type: none"> <li>short division algorithm, e.g.               <math display="block">\begin{array}{r} 42 \text{ (error)} \\ 37 \overline{) 888} \\ - 740 \\ \hline 148 \\ - 148 \\ \hline 0 \end{array} \quad \begin{array}{l} 20 \times 37 \\ 4 \times 37 \end{array}</math> </li> </ul>	Up to 2m	Working must be carried through to reach a final answer for the award of <b>ONE</b> mark.
	<ul style="list-style-type: none"> <li>short division algorithm, e.g.               <math display="block">\begin{array}{r} 23 \text{ r}27 \text{ (error)} \\ 37 \overline{) 888} \end{array}</math> </li> </ul>		Short division methods <b>must</b> be supported by evidence of appropriate carrying figures to indicate the use of a division algorithm, and be a complete method. The carrying figure <b>must</b> be less than the divisor.



## Maths Papers 2 and 3 (Reasoning)

Paper 2 will take place on Wednesday 14<sup>th</sup> May and paper 3 will take place on Thursday 15<sup>th</sup> May. These tests have a total of 35 marks each.

These papers require children to demonstrate their mathematical knowledge and skills, as well as their ability to solve problems and their mathematical reasoning. They cover a wide range of mathematical topics from key stage 2 including,

- Number and place value (including Roman numerals);
- The four operations;
- Geometry (properties of shape, position and direction);
- Statistics;
- Measurement (length, perimeter, mass, volume, time, money);
- Algebra;
- Ratio and proportion;
- Fractions, decimals and percentages.




# Maths Papers 2 (Reasoning)

## Example questions:

7

Jack pours some dark paint into a container.



In litres, how much paint is in the container?

2.5 or 2 ½

litres

1 mark

8

In this sequence, the rule to get the next number is

Multiply by 2, and then add 3

Write the missing numbers.

11

25

53

109

1 mark

1 mark

# Maths Papers 2 (Reasoning)

## Example question:

18


Circle the **prime** number.

95

89

87

Explain how you know the other numbers are **not** prime.



1 mark

18

Award **ONE** mark for a correct explanation of why the 95 **AND** 87 are **NOT** prime, e.g.

- 87 is divisible by 3 and/or 29 **AND** 95 is divisible by 5 and/or 19
- 87 is in the 3 times table **AND** 95 is in the 5 times table
- 95 is divisible by five because every number in the five times table ends in five or zero. 87 is divisible by three because 9 is in the three times table so is ninety. Ninety minus three is 87
- $8 + 7 = 15$  and 15 is divisible by 3 **AND** 95 is divisible by 5

1m

No mark is awarded for circling '89' alone.

Both non-primes must be explained correctly for the award of the mark.

**Do not** accept vague or incomplete explanations, e.g.

- The other 2 numbers have more than 2 factors (vague)
- 87 is divisible by 3 (incomplete).

**Do not** accept explanations which include incorrect mathematics or incorrect information that is relevant to the explanation, e.g.

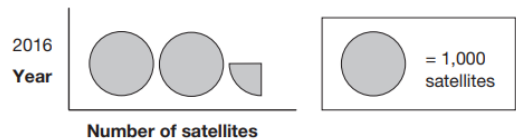
- $3 \times 27 = 87$
- 89 has three factors
- no numbers go into 89

# Maths Papers 3 (Reasoning)

## Example questions:

9

This pictogram shows the number of satellites above the Earth in 2016.



How many satellites were above the Earth in 2016?

2,250

1 mark

15



The International Space Station orbits the Earth at a height of 250 miles.

What is the height of the International Space Station in **kilometres**?

Use 8 kilometres equals 5 miles.

400 km

1 mark

# Maths Papers 3 (Reasoning)

## Example question:

19

Layla makes jewellery to sell at a school fair.

Each bracelet has 53 beads.

She makes 68 bracelets.



Each necklace has 105 beads.

She makes 34 necklaces.

How many beads does Layla use **altogether**?

Show  
your  
method

3 marks

Qu.	Requirement	Mark	Additional guidance
19	<p>Award <b>THREE</b> marks for the correct answer of 7,174</p> <p>If the answer is incorrect, award <b>TWO</b> marks for:</p> <ul style="list-style-type: none"><li>evidence of an appropriate complete method which contains no more than one arithmetic error, e.g.</li></ul> $\begin{array}{r} 53 \\ \times 68 \\ \hline 3504 \text{ (error)} \end{array} \quad \begin{array}{r} 105 \\ \times 34 \\ \hline 3570 \end{array}$ $3,504 + 3,570 = 7,074$ <p>Award <b>ONE</b> mark for:</p> <ul style="list-style-type: none"><li>evidence of an appropriate method with more than one arithmetic error.</li></ul> <p><b>OR</b></p> <ul style="list-style-type: none"><li>sight of 3,604 as evidence of long multiplication step (<math>68 \times 53</math>) completed correctly.</li></ul> <p><b>OR</b></p> <ul style="list-style-type: none"><li>sight of 3,570 as evidence of long multiplication step (<math>105 \times 34</math>) completed correctly.</li></ul>	Up to 3m	<p>Answer need not be obtained for the award of <b>ONE</b> mark.</p> <p>A misread of a number may affect the award of marks. No marks are awarded if there is more than one misread or if the mathematics is simplified.</p> <p><b>TWO</b> marks will be awarded if an appropriate method with the misread number is followed through correctly.</p> <p><b>ONE</b> mark will be awarded for evidence of an appropriate method with the misread number followed through correctly with no more than one arithmetic error.</p>

## Previous Results:

- 2024 Results:

32 children	National Data	Coventry Data	Summer 2024	
			All	
			EXS+	GDS
Maths	73%	71%	77%	29%
Reading	74%	70%	77%	39%
Writing	72%	70%	84%	3%
Spag	72%	72%	77%	48%
RWM Combined	61%	57%	68%	



## What we are doing:

- Class is split into 3 groups (with 2 teachers and a teaching assistant)
- Setting half termly tests to assess progress and gaps in learning
- Weekly intervention groups
- Preparing the children in test technique
- Delivering your child a broad curriculum alongside SATs subjects
- Pre-teaching maths to support learners



## How you can support your child:

### Tips:

- Don't use past papers as they are used in school to prepare the children.
- Talk to your child's class teacher if you have any concerns.
- Encourage your child to complete their homework.
- Give your child time to go outside and reduce screen time.
- Ensure your child is getting a good amount of sleep.





## Expectations of your child:

- Complete the Sample SATs papers provided
- Complete weekly homework
- Practise weekly spellings
- Use TTRS regularly
- Complete Purple Mash activities when set
- Read regularly at home



## Things to remember about SATs

SATs focus on what children know about Maths and English.

They will not reflect how talented they are at science, geography, art, PE..., and they certainly won't highlight all of their amazing personal characteristics.

SATs don't tell the whole story.

Their results will say if they did or did not meet a certain standard but not necessarily by what margin. These thresholds change each year according to the overall national performance, so what was classed as 'meeting the expected standard' this year might not be the same as last year.

SATs are only four days out of a whole Primary School career.

In reality, there's one or two papers each day that last 30 to 60 minutes.

